



# dekkO

pool lighting system

Visit our website at [www.oursplashlights.com](http://www.oursplashlights.com)

12V-LED Pool Lighting System  
LED UPGRADE KIT

ISIS – 22W All White

EOS – 30W All White

ARUNA – 30W RGB Color

## **OWNERS MANUAL AND INSTALLATION INSTRUCTIONS**

**IMPORTANT SAFETY INSTRUCTIONS ---- READ & FOLLOW ALL INSTRUCTIONS.**

**SAVE THESE INSTRUCTIONS.**

### Table of Contents:

- Section 1. Contents of package
- Section 2. Upgrading the Light
- Section 3. After Market & Replacement Kits
- Section 4. For your Records
  - Warranty details
  - Registration and contact information

Part No: 60-000089 rev 12/10



## **⚠ DANGER**

Risk of Electric Shock or Electrocution.

**ALWAYS DISCONNECT POWER TO THE POOL LIGHT AT THE CIRCUIT BREAKER BEFORE SERVICING THE LIGHT**

This underwater light must be installed by a licensed or certified electrician in accordance with all National Electrical Codes and all applicable local codes and ordinances. Improper installation can create an electrical hazard which could result in death or serious injury to pool users, installer, or others due to electrical shock and may also cause damage to property. Read and follow the specific instructions below.



### **Important Notice**

#### **Attention Installer.**

This manual contains important information about the installation, operation and safe use of this product. This information should be given to the owner/operator of this equipment.

## **⚠ WARNING**

Before installing this product, read and follow all warning notices and instructions accompanying this light. Failure to follow safety warnings and instructions can result in severe injury, death, or property damage. Call (561) 740-8047 for additional copies of these instructions or download them from our website [www.oursplashlights.com](http://www.oursplashlights.com).

## **⚠ WARNING**

This fixture is not intended for installation in a pool or spa floor. It must be installed in a vertically orientated wall. Failure to install the fixture properly could result in personal injury and/or property damage.

## **⚠ WARNING**

Never operate this light fixture for more than sixty (60) seconds without its complete submergence in water. The fixture shall be installed in, or on, a wall of a pool with the top of the lens opening not less than 4" below the normal water level of the pool.

## **⚠ IMPORTANT**

This product is designed to be used with a UL listed class II transformer.

Only use genuine Splash Lights replacement parts – Failure to do so can invalidate the warranty.

## Section 1 – Contents of package

Item No.	Item	Quantity	Replacement Kit Part No
1	Dekko inner umbilical ass'y w/LED module	1	See section 3
2	Deck box O-Ring and Lubricant	1	90-XXXXXX
<b>Optional Accessory Kits</b>			See section 6
	Fascia cover-Stainless Steel		90-000060
	Concrete Installation Cover		90-000055
	Thin-walled Adapter Kit		90-000010
	XXXXXXXXXXXXXXXXXX		90-000015
	XXXXXXXXXXXXXXXXXX		25-000040
	XXXXXXXXXXXXXXXXXX		90-000016

**Check the contents of the box against the packing list and safeguard until needed.**

### REMINDERS

Read instructions **fully** before commencing installation

Always use a UL listed Class 2 transformer

Install in accordance with National Electrical Code and applicable any local codes.

## Section 2 – Upgrading the Light


Before removing the umbilical assembly, wait at least 30 minutes from the time the light was last illuminated as the unit runs very hot and can burn you and/or damage the interior of the light assembly.

- **IMPORTANT** – this light fixture is water cooled and should only be used when fully submerged in water.

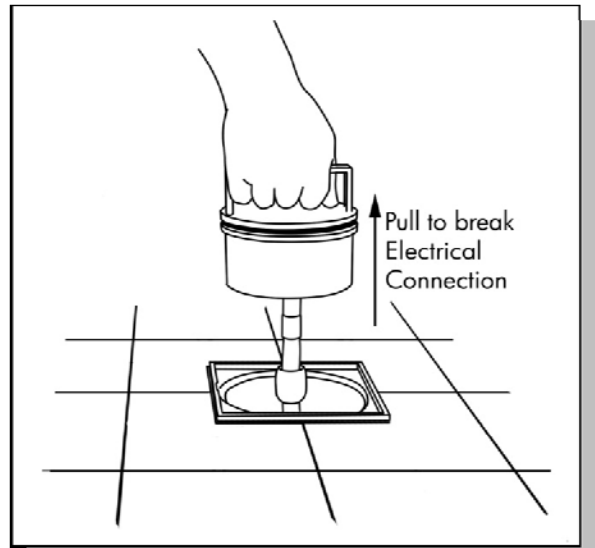
- This light is designed to run with an on-load voltage at the deck box not exceeding 16 volts A.C. and this should have been verified by your electrician during installation. Voltages greater than 16V will reduce LED life significantly and may cause damage to the light fitting itself.
- This dekho light has been specifically designed for quick service & replacement. Unlike other underwater lights, it is not necessary to enter the water when servicing; it is done entirely on the pool deck via the deck box. This dekho light also significantly reduces cable damage as well as the chance of leaks developing; as no seals are broken in order to access the bulb. It also eliminates the possibility of contaminating the pool water during servicing as there is no risk of disturbing the organic sediment, which generally builds up between the light and its housing in other conventional underwater lights.
- Only use genuine Splash Lights parts – Failure to do so will invalidate the warranty.

Replacement kit #		Included
<b>90-000101</b>	Color + White	LED Module + umbilical assembly, O-Rings, Lubricant
<b>90-000103</b>	White-22W	LED Module + umbilical assembly, O-Rings, Lubricant
<b>90-000105</b>	White-30W	LED Module + umbilical assembly, O-Rings, Lubricant
<b>90-000015</b>	White-90W	90W Halogen + umbilical assembly, O-Rings, Lubricant
<b>90-000018</b>	White-65W	65W Xenon + umbilical assembly, O-Rings, Lubricant

- Do not carry out this operation if there is any likelihood of water entering the deck-box e.g. by splashing, rain or naturally draining water from other areas of the pool deck.
  1. Switch off the power at the main breaker box.
  2. Before removing the umbilical assembly, WAIT AT LEAST **30 minutes** from the time the light was last illuminated as the unit runs very hot and can burn you and/or damage the interior of the light assembly.
  3. Remove the deck-box lid by unscrewing the 4 screws.
  4. Clean out any debris and/or moisture in or around the lid recess area.

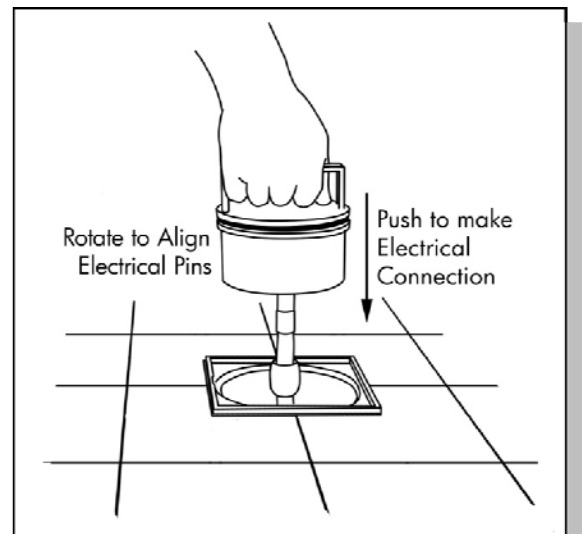


5. Grasp the handle and gently remove the inner umbilical assembly (item 4) until the LED is fully exposed outside the deck box.

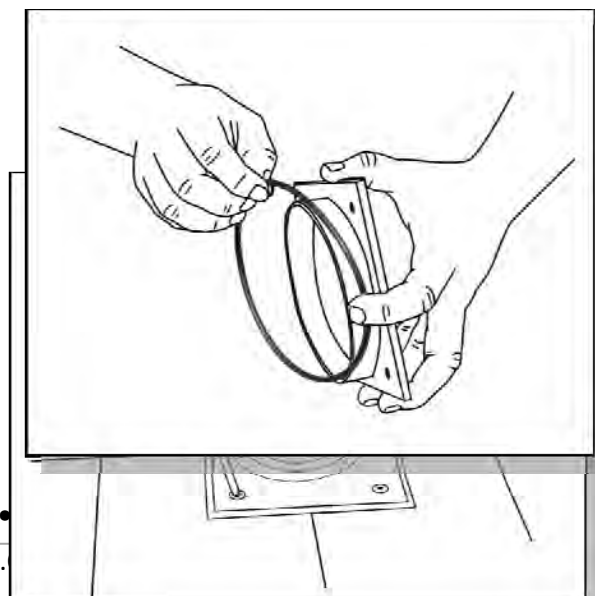


6. Check the interior of the deck box for moisture. Clean & dry out if required.
7. Carefully remove the LED protective covering.

8. Carefully insert the inner umbilical assembly into the underwater light through the deck box, taking care when inserting the LED in to the guide hole.
9. Ensure that the handle assembly is firmly pushed in to place to ensure a good electrical connection.



10. Install the new Deck Box lid O-Ring and lubricate accordingly.



11. Install the deck-box lid and **firmly** fasten down with the (4) screws

 **WARNING**

Do not lubricate the inner light assembly as this may cause contamination throughout the light fixture.

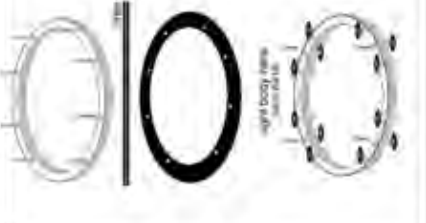


 **WARNING**

Failure to maintain water chemistry to industry standards could adversely affect the life of this light fixture.

 **WARNING**


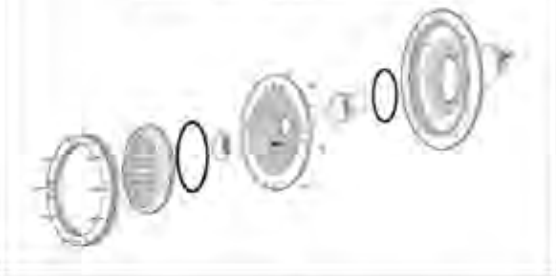
Should the deck box lid and/or the O ring become damaged, it should be replaced immediately to prevent ingress of water.

# Section 3 – After Market & Replacement Kits:

<p><b>90-000010</b> <u>Thin Walled Adapter Kit</u></p> 	<p><b>90-000050</b> <u>Poured Concrete Sleeve Kit</u></p> 	<p><b>90-000055</b> <u>Sprayed Concrete Shield Kit</u></p> 
<b>Installation Kits</b>		

 <p><b>LED kits</b>            90-000110 - LED RGB + White            90-000210 - White 30W            90-000310 - White 22W</p>	<b>LED Bulb Kits</b>
--	----------------------

<p><b>90-000040</b> <u>White Fascia Kit</u></p> 	<p><b>90-000060</b> <u>Stainless Steel Fascia Kit</u></p> 	<p><b>90-000025</b> <u>Dekko Deck Box Assembly Kit</u></p> 	<p><b>90-000045</b> <u>'D' Assembly Kit</u></p> 
<b>Fascia Kits</b>			

<p><b>90-000035</b> <u>US Pool Outer Guide Assembly Kit</u></p> 	<p><b>90-000020</b> <u>Dekko Pool Light Body Kit</u></p> 
<b>Replacement Kits</b>	

## Section 4 – Warranty details, registration and contact information

### 3-YEAR LIMITED WARRANTY

Note: Product must be registered (see next page) in order to qualify for the 36 month limited warranty.

Splash Lights, LLC warrants its products, including incandescent or LED lamps but excluding service o-rings, to be free from defects in material and/or workmanship, under normal use, conditions and service, for a period of thirty six (36) months from the date of original purchase.

In the event of a defect in material or workmanship during the warranty period, Splash Lights will repair or replace (at its discretion) its products under the conditions of the warranty. Splash Lights will do so at its expense for the materials, but not the labor or shipping.

To obtain warranty service, contact the establishment that the product was originally purchased from.

#### EXCLUSIONS:

- 1) The dekho light is designed for in-ground swimming pools only and if installed in any other application, the warranty is void thus releasing Splash Lights, LLC from any and all claims related to its misuse.
- 2) Bulbs that require replacement, and qualify under the limited warranty, will be sent directly to the registered pool owner. Exclusions for bulb replacement include but are not limited to: Premature damage, loss or abuse, Incorrect installation causing physical damage, Incorrect installation causing over voltage. Any other of the non warranty situations specified in the product warranty.
- 3) The warranty does not cover and splash Lights, LLC shall be held harmless against any damage occurring during shipment, fair wear and tear, willful damage, failure resulting from alteration, accident, theft, abuse, negligent installation, voltage fluctuations, improper service or water-treatment, unauthorized repairs, failure to follow the seller's instructions (whether oral or in writing) or where adequate care has not been taken to prevent damage to the product.
- 4) Any claim by the Buyer which is based on any defect in the quality or condition of the Goods or their failure to correspond with specification shall (whether or not delivery is refused by the Buyer) be notified to the Seller within seven days from the date of delivery or (where the defect or failure was not apparent on reasonable inspection) within a reasonable time after discovery of the defect or failure. If the Buyer does not notify the Seller accordingly, the Buyer shall not be entitled to reject the Goods and the Seller shall have no liability for such defect or failure, and the Buyer
- 5) The Seller shall not be liable to the Buyer for any loss of profit or any indirect, special or consequential loss or damage, costs, expenses or other claims for consequential compensation whatsoever which arises out of or in connection with the supply of the Goods or their use or resale by the Buyer, except as expressly provided in these Conditions;
- 6) The Seller shall not be liable to the Buyer or be deemed to be in breach of these Conditions by reason of any delay in performing, or any failure to perform, any of the Seller's obligations in relation to the Goods, if the delay or failure was due to any cause beyond the Seller's reasonable control. Without prejudice to the generality of the foregoing, the following shall be regarded as causes beyond the Seller's reasonable control:-  
  
Acts of God, explosion, flood, tempest, fire or accident;  
War or threat of war, sabotage, insurrection, civil disturbance or requisition  
Strikes, lock-outs or other industrial actions or trade disputes (whether involving employees of the Seller or of a third party)
- 7) Tampering with any internal part of the product will void any warranty.

This remedy is the sole and exclusive remedy for any and all claims relating to any breach of warranty by Splash Lights. Limitations, exclusions and other rights: 1) Except as provided herein, Splash Lights makes no other warranties, expressed or implied, including but not limited to the implied warranties of merchantability or fitness for a particular purpose, as all such warranties are expressly disclaimed. Some states do not allow the exclusion of an implied warranty, so the above exclusion may not apply to you. 2) Splash Lights is not responsible for defects or malfunctions in and/or damage to lighting systems where a sale is specifically made without warranty. In such sales the disclaimer of warranty and liability; set forth above, shall continue to apply. 3) The warranty covers normal consumer use and does not cover damage which occurs in shipment or damage or failure which results from alteration, accident, theft, misuse, abuse, abnormal use, negligent installation, improper maintenance or where adequate care has not been taken to prevent damage to the lighting system. 4) This warranty gives you specific legal rights, and you may also have other rights which vary from state to state. If you discover a defect or malfunction during the period to which the warranty applies, write or phone Splash Lights for information on receiving warranty service.



## Registration

Dealer Name: \_\_\_\_\_

(\*) Customer Name: \_\_\_\_\_

(\*) Customer Address: \_\_\_\_\_

(\*) Customer City: \_\_\_\_\_

(\*) Customer Zip: \_\_\_\_\_

Email: \_\_\_\_\_

(\*) Model No: \_\_\_\_\_ Model No: \_\_\_\_\_ Model No: \_\_\_\_\_

(\*) Serial No: \_\_\_\_\_ Serial No: \_\_\_\_\_ Serial No: \_\_\_\_\_

Product feedback:

\_\_\_\_\_  
\_\_\_\_\_  
\_\_\_\_\_  
\_\_\_\_\_

(\*) = Required fields

Registration options:

1. On-line at: <http://www.oursplashlights.com/registration.html>
2. Fax: 561-880-0318 Or scan and email to : registration@Oursplashlights.com
3. Mail this to: -

Splash Lights LLC - Registration Dept

PO Box 244572

Boynton Beach, FL 33424-4572